



# Aircraft Data

## D-AJAM (Freighter)

### Aircraft Basic Data

<b>Aircraft Registration</b>	<b>D-AJAM</b>	<b>Serial Number</b>	<b>E3150</b>
<b>Aircraft Manufacturer</b>	<b>British Aerospace</b>	<b>Aircraft Type</b>	<b>BAe 146-300QT</b>
<b>Year of Manufacture</b>	<b>1989</b>	<b>Engine Type</b>	<b>Honeywell ALF 502R-5</b>

BAe 146-300QT container layout



**P: Package stowage**

**T: Toilette**

**G: Mini Galley**

**L: Loadmaster's seat**

Container maximum permissible loads ■ 565 kg ■ 1,815 kg ■ 2,720 kg

### Weights / Figures / Load (Cargo)

<p><b>Max. Volume Containerized</b> appr. 66,5 m<sup>3</sup> relating to ULD type (ABY/ABN or ABZ)</p> <p>6 x 1815 kg / 4000 lbs (ABY ULD or pallet 108 x 88)          1 x 2720 kg / 6000 lbs (ABY ULD or pallet 108x 88)          1 x 565 kg / 1250 lbs (half unit or pallet 53 x 88)</p> <p><b>In addition:</b>  <b>Forward underfloor:</b> 11,7 m<sup>3</sup>  <b>Rear underfloor :</b> 11,3 m<sup>3</sup></p> <p><b>Total: 89,5 m<sup>3</sup></b></p> <p><b>Max. range</b>          depending on payload, Trip Fuel,, etc.: 1,400 nm</p> <p><b>Payload range (see table last page)</b></p> <p><b>MTOM: 44.225 kg</b>  <b>MZFM: 35.833 kg</b>  <b>DOM: 23.677 kg</b></p>	<p><b>Max. Volume Main Deck Bulk loading</b> appr. 98 m<sup>3</sup> with Heavy Duty Pallets equipped or palletized.</p> <p><b>In addition:</b>  <b>Forward underfloor:</b> 11,7 m<sup>3</sup>  <b>Rear underfloor :</b> 11,3 m<sup>3</sup></p> <p><b>Total: 121 m<sup>3</sup></b></p>	<p><b>Up to 12 tons gross payload</b></p> <p><b>Crew: 2</b>  <b>Loadmaster: 1</b>  <b>Add. Seat: 1</b></p>
---	---	--

### Aircraft measurements / Photo

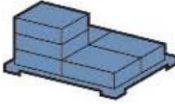
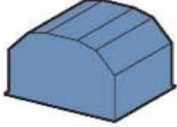
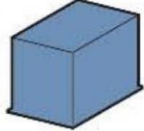
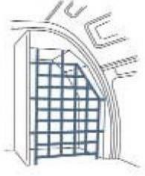

#### Aircraft Dimensions

**Length:** 101ft (30.99m)  
**Wingspan:** 86ft (26.34m)  
**Height:** 28ft (8.61m)

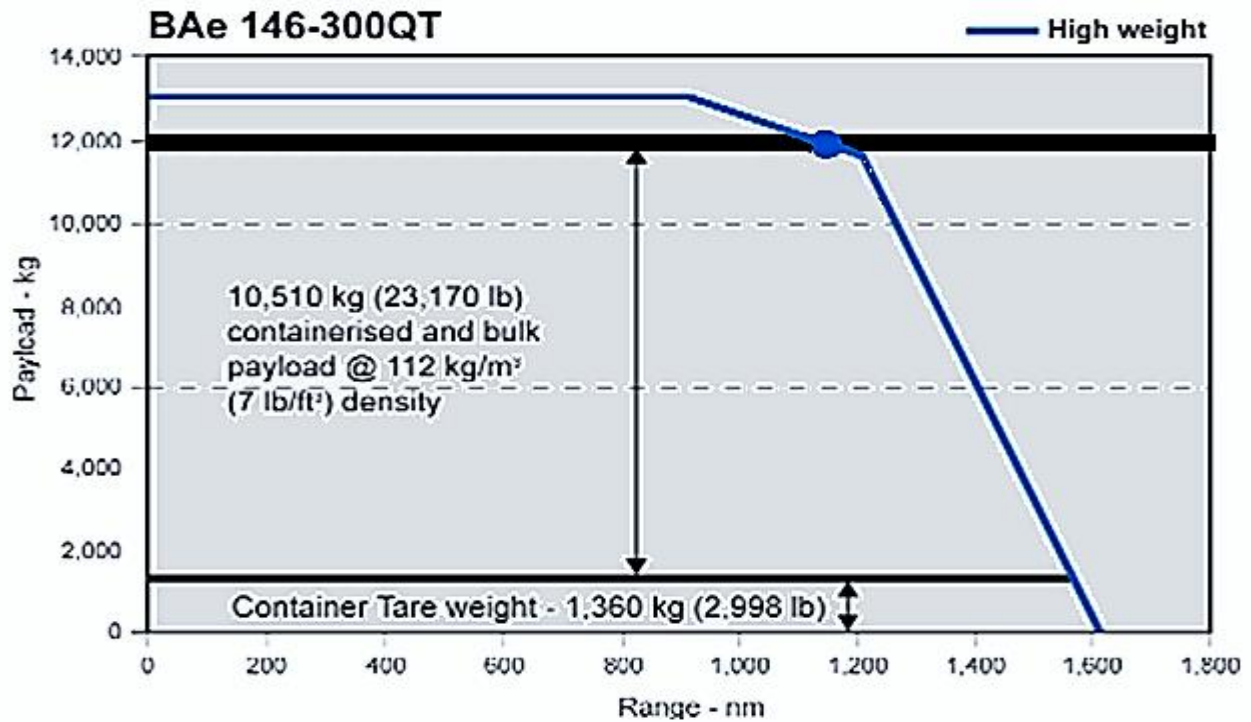


## Aircraft Data

### D-AJAM (Freighter)

	Main deck bulk loading	Main deck ABY containers	Main deck half container	Forward vestibule	Forward underfloor hold	Aft underfloor hold
						
	Bulkhead to bulkhead	Tare weight 180 kg (400 lb)	Tare weight 100 kg (220 lb)	Loose packages	Floor limit 366 kg/m <sup>2</sup> (75 lb/ft <sup>2</sup> )	
<b>BAe146-300QT</b>						
<b>Volume</b>	98 m <sup>3</sup> (3477 ft <sup>3</sup> )	65.1 m <sup>3</sup> (2310 ft <sup>3</sup> )	4.5 m <sup>3</sup> (160 ft <sup>3</sup> )	0.7 m <sup>3</sup> (25 ft <sup>3</sup> )	11.7 m <sup>3</sup> (415 ft <sup>3</sup> )	11.3 m <sup>3</sup> (400 ft <sup>3</sup> )
<b>Max load</b>	13,610 kg (30,005 lb)	13,610 kg (30,005 lb)	565 kg (1,245 lb)	200 kg (441 lb)	1,910 kg (4,211 lb)	1,830 kg (4,034 lb)





#### Operator / Contact

##### Aircraft operated by:

**WDL Aviation GmbH & Co KG**  
**Flughafen Köln / Bonn Hangar 6**  
**51147 Köln / Germany**

**Tel: +49 2203 967-100**

**Fax: +49 2203 967-105**

**Mail: [management@wdl-aviation.de](mailto:management@wdl-aviation.de)**

##### Contact WDL OCC (24/7)

**Tel: +49 2203 967-160**

**Fax: +49 2203 967-165**

**Mail: [operations@wdl-aviation.de](mailto:operations@wdl-aviation.de)**